

Review Article

The Efficacy of Acupuncture for Treating Depression-Related Insomnia Compared with a Control Group: A Systematic Review and Meta-Analysis

Bo Dong,¹ Zeqin Chen,¹ Xuan Yin,¹ Danting Li,² Jie Ma,¹ Ping Yin,¹ Yan Cao,¹ Lixing Lao,^{3,4} and Shifen Xu¹

¹Shanghai Municipal Hospital of Traditional Chinese Medicine Shanghai, Shanghai University of TCM, Shanghai 200071, China

²School of Medicine, Nanchang University, Jiangxi 330031, China

³School of Chinese Medicine, The University of Hong Kong, 10 Sassoon Road, Pokfulam, Hong Kong

⁴School of Medicine, Center for Integrative Medicine, University of Maryland, Baltimore, MD 21201, USA

Correspondence should be addressed to Lixing Lao; lxiao1@hku.hk and Shifen Xu; xu_teacher2006@126.com

Received 23 July 2016; Revised 20 December 2016; Accepted 4 January 2017; Published 14 February 2017

Academic Editor: Adair Santos

Copyright © 2017 Bo Dong et al. This is an open access article distributed under the Creative Commons Attribution License, which permits unrestricted use, distribution, and reproduction in any medium, provided the original work is properly cited.

Objective. To evaluate the effectiveness of acupuncture as monotherapy and as an alternative therapy in treating depression-related insomnia. **Data Source.** Seven databases were searched starting from 1946 to March 30, 2016. **Study Eligibility Criteria.** Randomized-controlled trials of adult subjects (18–75 y) who had depression-related insomnia and had received acupuncture. **Results.** 18 randomized-controlled clinical trials (RCTs) were introduced in this meta-analysis. The findings determined that the acupuncture treatment made significant improvements in PSQI score (MD = −2.37, 95% CI −3.52 to −1.21) compared with Western medicine. Acupuncture combined with Western medicine had a better effect on improving sleep quality (MD = −2.63, 95% CI −4.40 to −0.86) compared with the treatment of Western medicine alone. There was no statistical difference (MD = −2.76, 95% CI −7.65 to 2.12) between acupuncture treatment and Western medicine towards improving the HAMD score. Acupuncture combined with Western medicine (MD = −5.46, CI −8.55 to −2.38) had more effect on improving depression degree compared with the Western medicine alone. **Conclusion.** This systematic review indicates that acupuncture could be an alternative therapy to medication for treating depression-related insomnia.

1. Introduction

Depression is one of the most common mental disorders and is listed as the major disease causing the second-highest financial burden of diseases in China [1, 2]. Two large, recent epidemiological surveys indicated that the lifetime prevalence of depression was 16% [3, 4]. Depression has complicated influencing factors, such as loss of interest and sleep disorders [5]. Insomnia is defined as difficulty in falling asleep and in maintaining sleep (including easy to awaken, waking up too early, and sleep difficulties). It causes decreased sleep time and poor sleep quality which is affecting the ability to learn, work efficiency, and, ultimately, the quality of life. There is a complex relationship between depression and sleep disorders [6]. Insomnia and depression are often closely

linked; approximately 70% of patients with depression have symptoms of insomnia [7]. The prevalence of depression in patients with insomnia is higher than that of patients without insomnia by 3 to 4 times [4], and sleep disorders are one of the primary manifestations and diagnostic criteria for depression [8]. One of the manifestations of severe depression is waking up two hours or more earlier than normal [4].

First-line antidepressant medication includes selective serotonin reuptake inhibitors (SSRIs), serotonin-norepinephrine reuptake inhibitors (SNRIs), tricyclic antidepressants (TCAs), and monoamine oxidase inhibitor (MOIs) [9]. However, these drugs are associated with a number of undesirable side effects such as weight gain, sedation, dry mouth, nausea, blurred vision, constipation, and tachycardia [9]. The effect of acupuncture treatment for depression is significant.

Chan's [10] systematic review and meta-analysis of acupuncture combined with antidepressants for depression showed that acupuncture combined with antidepressants was better than the single use of antidepressants. Cheuk DKL's [11] systematic review and meta-analysis of acupuncture treatment for patients with insomnia showed that acupuncture treatment was better in improving sleep quality, decreasing sleep latency, and prolonging total sleep time, compared with the control group. The purpose of this meta-analysis was to evaluate the effectiveness of acupuncture as monotherapy and as an alternative therapy in treating depression-related insomnia.

Acupuncture is widely used in the treatment of depression-related insomnia. A large number of studies have reported that acupuncture treatment is effective in treating depression-related insomnia [12–29]. However, it has been limited by the insufficient number of high-quality, well-designed randomized controlled trials. This systematic review and meta-analysis on the acupuncture treatment for depression-related insomnia can find some results. We provide further evidence of the quantity and quality in order to draw more definitive conclusions. In this systematic review and meta-analysis, we further evaluated the effectiveness of acupuncture in the treatment of depression-related insomnia.

2. Methods

2.1. Study Inclusion and Exclusion Criteria. The following search terms were used: acupuncture/electroacupuncture/EA and insomnia/sleep disorders and depression. Randomized placebo or sham controlled trials of adult subjects (>18 y), who had depression-related insomnia and received acupuncture, or electroacupuncture, were included. Only papers published in English or Chinese languages were included in the study. Letters, comments, editorials, case reports, technical reports, or any nonoriginal studies were excluded. Studies presented in the outcomes of interest were not presented in a quantitative manner.

2.2. Strategy for Literature Search. This meta-analysis was conducted in accordance with PRISMA guidelines. Two independent reviewers (Bo Dong and Jie Ma) performed systematic searches in the following databases: (1) Chinese databases: Chinese Journal Full-text Database (CNKI); Wanfang database, Chongqing VIP database, and National Knowledge Infrastructure (NKI); (2) English databases: MEDLINE (1946–March, 2016), In-Process Citations (1950–3/2016), Publisher Supplied Citation (1950–March, 2016), OVID, EMBASE (1946–March 2016), and Cochrane Central Register of Controlled Trials (CENTRAL, January 27, 2016). We hand-retrieved the additional articles in the treatment for depression from 1979 to March 2016.

2.3. Data Collection and Analysis. In an independent manner, two authors (Bo D and Zq C) performed data extraction on the included trials. The data problems were solved through consultation, if necessary a third reviewer was consulted to resolve any uncertainties regarding study inclusion. The following information was extracted from studies that met the inclusion criteria: the name of the first author, year

of publication, study design, demographic data of subjects, types of intervention, and outcomes. The criterion of data extraction is in accordance with the Cochrane meeting standards [30]. The quality of the data was evaluated using the Cochrane Risk of Bias Tool. We evaluated the quality of the included trials according to the following categories: Category A (good): studies have the least biases and results are considered valid. These studies consisted of clear descriptions of the study populations, the settings, and the interventions; had appropriate statistical and analytical methods; had no reporting errors; had less than 20% dropouts; had clear reporting of dropouts; and had appropriate consideration and adjustment for potential confounders. Category B (fair): studies were susceptible to bias to some degree and were not sufficient to invalidate the results. These studies may have had suboptimal adjustments for potential confounders and may have lacked certain information that was needed to assess limitations and potential problems. Category C (poor): studies had significant biases that may invalidate the results. These studies either did not consider potential confounders or did not make adjustments for them appropriately. These studies may have had critical problems in design, analysis, missing information, or discrepancies in reporting.

2.4. Evaluation of Bias Risk. We used the JADAD quality evaluation method to deter risk of bias in our meta-analysis studies. These are the following outcomes: (1) correct method of generating randomization numbers; (2) use of randomization; (3) implementation of blind study; (4) complete data set; (5) publication bias; and (6) possibility of other bias [8].

2.5. Evaluation Results. Due to the different control groups included in the 18 articles, the meta-analysis was divided into 3 parts: (1) acupuncture with Western medicine; (2) acupuncture with sham or placebo acupuncture; and (3) combination of acupuncture and medication with medication. Due to different measurement of the outcomes, not all of the articles appeared in each of the meta-analyses.

The primary outcome was the PSQI score. In 1989, Dr. Buysse, a psychiatrist at the University of Pittsburgh (US), developed the Pittsburgh Sleep Quality Index (PSQI). It has commonly been used to evaluate the quality of sleep in patients with sleep disorders and concomitant mental disorders. The secondary outcome was the HAMD (Hamilton Depression) scale. HAMD is the most widely used scale for the clinical assessment of depression. HAMD Scales (17 items, 21 items, and 24 items) are different in involved areas and total score. HAMD Scale (24 items) includes circadian variations, depersonalization, paranoid symptoms, obsessive-compulsive behaviour, feeling of decreased ability, feeling of despair, and feelings of inferiority. Some clinical trials reported the effective rate of treatment, which provides a clear description for syndromes improving degree. The definition of a clinical cure is a normal sleep time of >6 h, deep sleep, being energetic after waking up, and the reduction rate of HAMD scores being more than 75%. Effectiveness is less insomnia symptoms, increasing sleep time <3 h, and the reduction rate of HAMD being more than or equal to 25%.

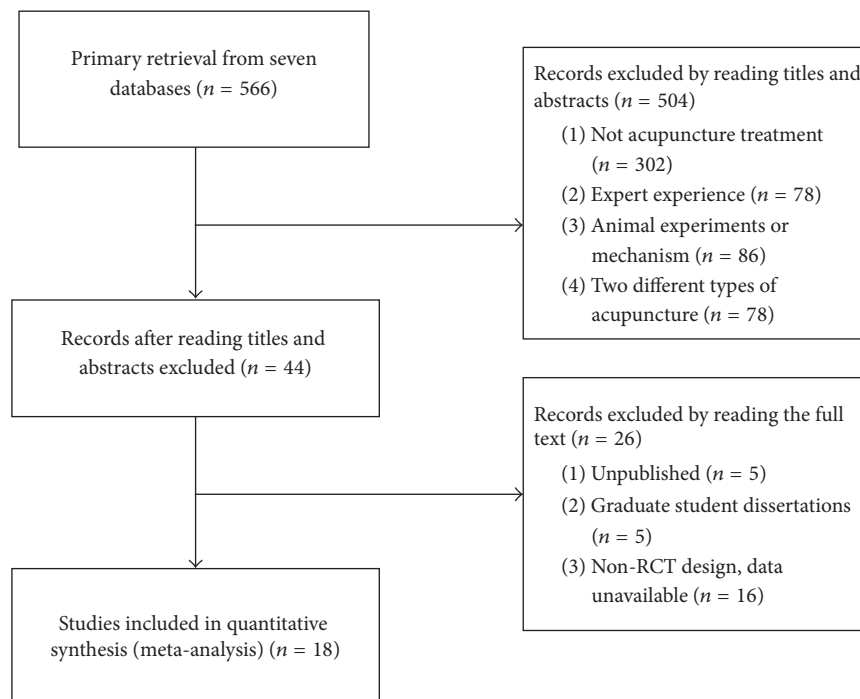


FIGURE 1: Flowchart of study selection.

Invalid is no improvement after treatment or the reduction rate of HAMD <25% [31].

We used the software Revman 5.30 that is provided by the Cochrane collaboration network for data analysis. Data were summarized by using relative risk (RR) with 95% confidence intervals (CI) for binary outcomes or mean difference (MD) with 95% CI for continuous outcomes. A χ^2 -based test of homogeneity was performed and the inconsistency index (I^2) and Q statistics were determined. If the I^2 statistic was >40%, a random effects model was used. If the I^2 statistic was <40%, a fixed effect model was used. Pooled effects were calculated and a 2-sided P value < 0.05 was considered to indicate statistical significance. The leave-one-out approach was used for sensitivity analysis of the primary outcome using. Publication bias was assessed by funnel plot.

2.6. Analysis of Results. In final, 566 citations were identified, and the majority was excluded for having no acupuncture treatment, case reports, letters, comments, or basic research. Data from 44 RCTs were included in this review (Figure 1). Among them, 5 trials were unpublished and 5 papers were from graduate student dissertations. Sixteen RCTs were excluded from this review due to multiple publications, non-RCT design, and unavailable data or for not having met one of the inclusion criteria. By reading full texts of the published studies, 18 studies were confirmed that they were all randomized controlled trials of acupuncture treating insomnia associated with depression (Table 1), among them 11 articles were RCTs of acupuncture compared with Western medicine; 5 were RCTs of acupuncture combined with medication compared with sole medication; 2 were studies of acupuncture compared with sham or placebo acupuncture

control. Results showed that there were 1678 participants included, 908 women and 641 men ageing from 18 to 75 y old. The gender of 120 subjects remained unknown. The duration of disease ranged in length from one m to 22 y; there were 811 patients in the intervention group and 858 patients in the control group. Among the articles, 16 articles used Pittsburgh Sleep Quality Index (PSQI) [12–14, 16–29], 12 of the studies applied the Hamilton Depression Scale (HAMD) [12, 16, 18, 21, 23–29], and 5 articles used the self-rating depression scale (SDS) [13, 14, 28, 29]. Four articles observed the follow-up period and the recurrence rate [13, 14, 28, 29], and 6 articles studied the adverse reactions with treatment emergent symptom scale (TESS) [16, 17, 21, 23, 28, 29]. The quality of the data was not high. There was a high risk of detection bias due to no implementation of blind study and allocation concealment in more than half of the studies (Figure 2).

2.7. Acupuncture versus Western Medicine. A total of 10 articles reported the Pittsburgh Sleep Scale. Among them, 7 articles showed acupuncture was more effective than medication, and 3 showed no significant difference between two groups. 10 articles with high heterogeneity (heterogeneity: $\text{Chi}^2 = 140.70$, $\text{df} = 9$ ($P < 0.00001$); $I^2 = 94\%$) and the random effects model ($\text{MD} = -2.37$, 95% CI -3.52 to -1.21) were used. The forest map shows the PSQI score in the acupuncture group was lower than in the medication group. It indicates that the acupuncture treatment was more effective on insomnia and depression than medication (Figure 3).

2.8. Acupuncture Combined with Medicine versus Single Medicine. Four studies comparing the acupuncture combined

TABLE 1: Summary of basic characteristics of the included studies.

| First author (year) | Sample size (male/female) | Random method | Treatment | Control | Frequency | Acupoints | Place | Time | Course | Outcome measurements | Follow-Up | Safety | Assessment of bias |
|---------------------|---------------------------|-------------------------|-----------|----------------------|-------------------|--|-----------|---------|--------------|------------------------------------|--------------|--------------|------------------------|
| Cao (2009) | 60 (34/26) 60 (31/29) | The random number table | AC | Estazolam | Per day | GV20, H7, EX-HN1, SP6, B62, K6, ST40, SP9, SP10, SP6, EX-HN3, DU20, EX-HN1, PC6, TF4 | Guangdong | >1 m | Not reported | HAMD; PSQI | Not reported | Not reported | +; ?; -; +; -; +; -; ? |
| Feng (2011) | 40 (26/14) 40 (27/13) | The random number table | AC | Fluoxetine | Per day | EX-HN3, DU20, EX-HN1, PC6, TF4 | Beijing | >1 m | 30 d | HAMD; PSQI; SDS | Not reported | Not reported | +; -; -; -; +; -; ? |
| He (2010) | 30 (11/19) 30 (7/23) | The random number table | AC | Estazolam | Per day | GV20, GV17, G19, ST36, P6, H7, SP6, LIV3 | Guangdong | >1 m | 4 w | SAS; SDS; PSQI | Not reported | Not reported | +; -; -; -; +; -; ? |
| Ji (2013) | 93 (39/54) 94 (41/53) | Visiting sequence | AC | Trazodone | Per day | H7, GV20, GV29, LI4, LIV3 | Jiangsu | >1 m | 20 d | PSQI; HAMD; ASBERG; effective rate | Not reported | Y | -; -; -; -; +; -; ? |
| Liu (2009) | 30 30 | The random number table | AC | Clonazepam | Per day | Sishenzhen, P6, SP6, Dingshen-zhen, B62, K2 | Guangdong | >1 m | 18 d | PSQI; SDS; effective rate | 1-3 m | Not reported | +; -; -; -; +; -; ? |
| Luo (2010) | 33 (10/23) 33 (11/21) | Computer software SPSS | AC | Trazodone and Mesyre | Per day | H7, GV20, GV29, LI4, LIV3 | Jiangsu | 2 m~3 y | 4 w | PSQI; SDS; SERS | Not reported | Y | +; -; -; -; +; -; ? |
| Song (2007) | 60 60 | Computer software | AC | Estazolam | 5 times, one week | GV20, EX-HN1 | Beijing | 2 m~2 y | 4 w | SDS; PSQI; SERS | No | Y | +; -; -; -; +; -; ? |
| Song (2013) | 60 60 | The random number table | AC | Fluoxetine | Per day | GV20, GV24, B62, K2 | Hebei | 1-6 m | 4 w | HAMD; PSQI; effective rate; SERS | Not reported | Y | +; -; -; -; +; -; ? |
| Wang (2004) | 34 (22/12) 30 (17/13) | The random number table | AC | Estazolam | 5 times, one week | H7, P6, CV12, ST36, K3 | Beijing | >1 m | 4 w | HAMD; PSQI; effective rate | Not reported | Y | +; -; -; -; +; -; ? |
| Wang (2015) | 45 (20/25) 45 (16/29) | Treatment sequence | AC | Mirtazapine | Per day | SP6, H7, EX-HN1 | Jilin | >1 m | 2 m | HAMD; PSQI; effective rate | Not reported | Not reported | -; -; -; -; -; ? |
| Ye (2014) | 40 (9/31) 40 (12/28) | Not reported | AC | Mirtazapine | Per day | H7, SP6, GV29, LIV3, GB34, ST36, P5 | Shanghai | >3 m | 3 m | HAMD; PSQI; effective rate | Not reported | Not reported | ?; -; -; -; +; -; ? |

TABLE 1: Continued.

| First author (year) | Sample size (male/female) | | Random method | Treatment | Control | Frequency | Acupoints | Place | Time | Course | Outcome measurements | Follow-Up | Safety | Assessment of bias |
|---------------------|---------------------------|------------|----------------|--|---------------------------|-------------------|--|------------|--------------|--------|----------------------|--------------|--------------|---------------------------|
| Yeung (2011) | 26 (6/20) | 52 (10/42) | Software | EA | Sham AC and placebo AC | 3 times, one week | EX-HN3, GV20, Ear Shenmen, EX-HNI | Hong Kong | >1 m | 21 d | PSQI; HAMDI; ISI | 1 m | Y | ++; ++; ++; ++; ++; ++; ? |
| Ka-Fai Chung (2015) | 60 (14/46) | 90 (17/73) | Software | EA | Sham AC and placebo AC | 3 times, one week | GV20, and Ear Shenmen, EX-HNI, EX | Hong Kong | >1 m | 21 d | PSQI; HAMDI; ISI | 1 m | Y | ++; ++; ++; ++; ++; ++; ? |
| Wang (2006) | 23 (12/11) | 22 (10/12) | Treatment date | AC combined with antidepression drugs AC | Antidepression drugs | Per day | GV24, GV20, GV14, DU11, CV9 | Jiang Su | Not reported | 4 w | HAMD; PSQI | Not reported | Not reported | -; -; -; ?; ?; -; ? |
| Feng (2006) | 52 (38/14) | 52 (34/18) | Not reported | with ultraviolet oral fluoxetine and alprazolam AC | Fluoxetine and alprazolam | Per day | P6, K3, H7, CV12, ST36 | He Nan | >1 m | 20 d | HAMD; PSQI | 3 m | Not reported | ?; -; -; -; -; -; -; ? |
| Li (2005) | 26 (10/16) | 24 (9/15) | Not reported | combined with fluoxetine AC | Fluoxetine | Per day | EX-HN22, GV20, GV29 | Bei Jing | 2 m~22 y | 28 d | Effective rate | Not reported | Not reported | ?; -; -; -; -; -; -; ? |
| Liu (2010) | 30 | 30 | Not reported | combined with Wuling Capsule AC | Wuling Capsule | Per day | GV20, GV29, H7, GV26, EX-HNI | He Nan | 1~12 y | 4 w | HAMD; PSQI; TESS | Not reported | Not reported | ?; -; -; -; -; -; -; ? |
| Zhang (2015) | 30 (18/12) | 30 (23/7) | Not reported | combined with Guipi decoction | Mirtazapine | Per day | H7, GV29, GV20, EX-HN22, ST36, SP6, P6 | Guang Dong | >1 m | 4 w | SDS; PSQI | Not reported | Not reported | ?; -; -; -; -; -; -; ? |

Notes. AC: acupuncture; EA: electroacupuncture; SERS: rating scale for side effects; TESS: treatment emergent symptom scale; ISI: insomnia severity index. The risk of bias evaluation: random sequence generation; allocation concealment; using blind method; the blind assessment; data integrity; selective reporting bias; other forms. -: high risk, +: low risk; ? : not reported. The ratio of male to female was not reported in WH2009 Song, SC2013 Liu and Song Q2007.

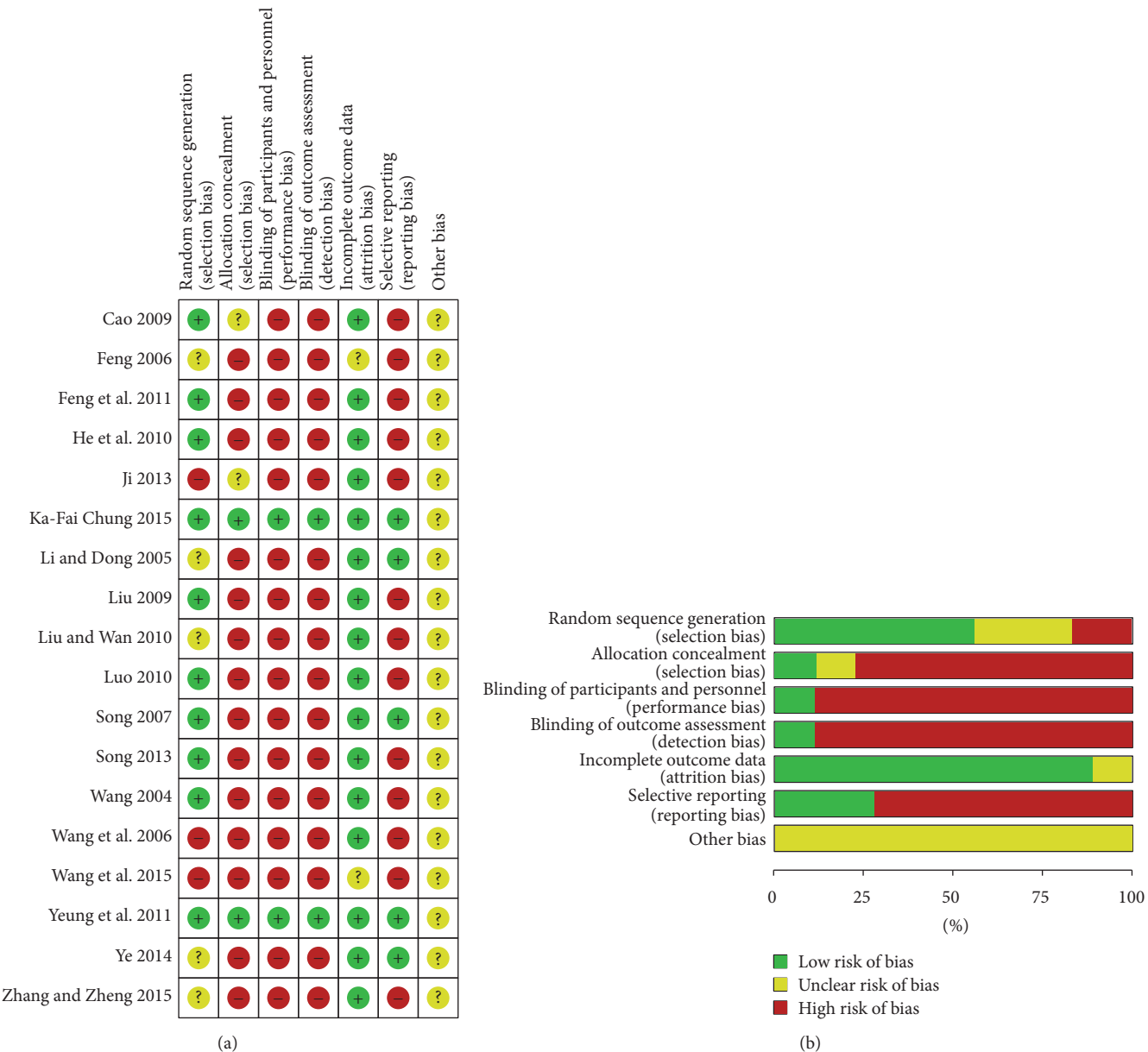


FIGURE 2: Results of quality assessment of included randomized controlled trials or prospective comparative studies. (a) Potential risk of bias of each included study. (b) Summarized risk of included studies.

with medicine and single medicine were analyzed and reported through the PSQI score, among them, 3 articles showed acupuncture combined with medication was more effective than sole medication and one showed no significant difference between two groups. The random effects model was used (MD = -2.63, 95% CI -4.40 to -0.86), due to the heterogeneity in the data (heterogeneity: $\text{Chi}^2 = 17.00$, $\text{df} = 3$ ($P = 0.0007$); $I^2 = 82\%$). The PSQI scores in the acupuncture combined with medicine groups decreased significantly compared to the sole medication groups (Figure 4).

2.9. Electroacupuncture versus Sham Acupuncture or Placebo Acupuncture. For a total of two articles based on the PSQI scores to evaluate effect, one article showed no significant

difference in PSQI score between two groups and another one showed the control group was more effective than the electroacupuncture group, Heterogeneity was detected (heterogeneity: $\text{Chi}^2 = 5.72$, $\text{df} = 1$ ($P = 0.02$); $I^2 = 83\%$), and the random effects model was used (MD = 0.17, 95% CI -1.68 to 2.03). The forest plot showed that there was no difference in PSQI score between the electroacupuncture group and the sham acupuncture group or the placebo acupuncture group (Figure 5).

2.10. Acupuncture versus Western Medicine. A total of 6 articles reported the HAMD score. The random effects model was used (MD = -2.76, 95% CI -7.65 to 2.12); heterogeneity in the data was detected (heterogeneity: $\text{Chi}^2 = 537.30$,

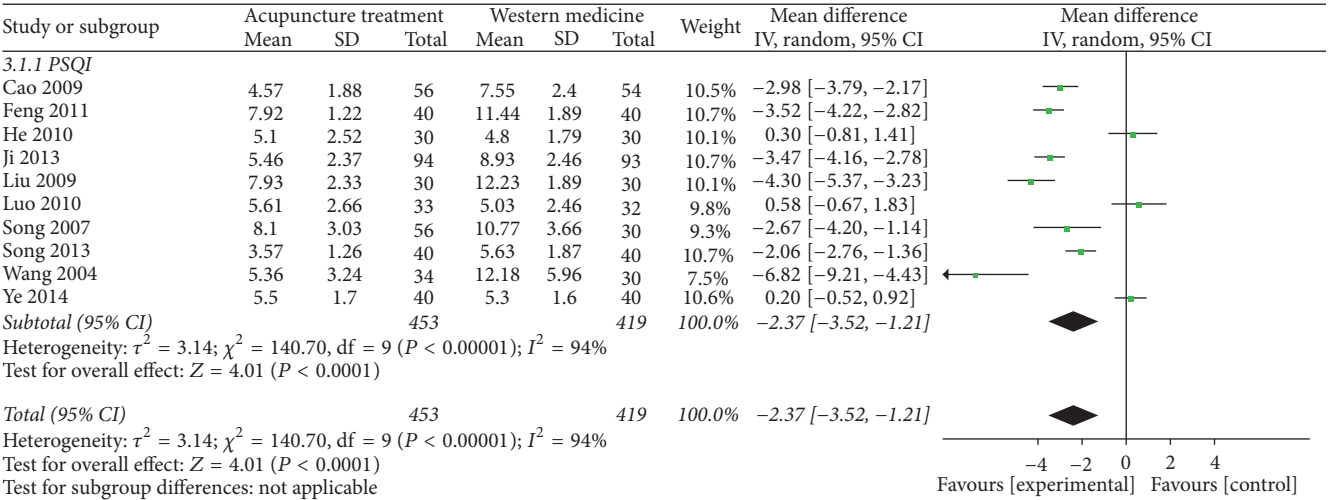


FIGURE 3: Meta-analysis for PSQI score of acupuncture versus Western medicine. *Note.* Mean: the average of the outcomes; SD: standard deviation; total: the count of the patients; weight: the credibility of the test; IV: variance methods; random: random effects model; CI: confidence interval.

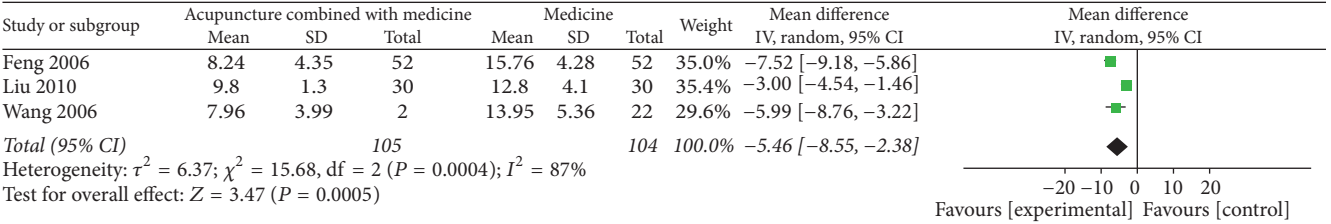


FIGURE 4: Meta-analysis for PSQI score of acupuncture combined with medicine versus single medicine. *Note.* Mean: the average of the outcomes; SD: standard deviation; total: the count of the patients; weight: the credibility of the test; IV: variance methods; random: random effects model; CI: confidence interval.

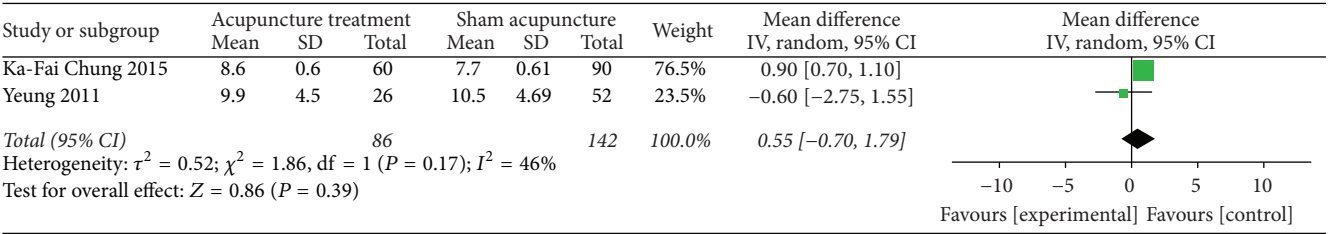


FIGURE 5: Meta-analysis for PSQI score of electroacupuncture versus sham acupuncture or placebo acupuncture. *Note.* Mean: the average of the outcomes; SD: standard deviation; total: the count of the patients; weight: the credibility of the test; IV: variance methods; random: random effects model; CI: confidence interval.

df = 5 ($P < 0.00001$); $I^2 = 99\%$). 4 articles showed acupuncture was more effective than Western medicine, one showed no significant difference between two groups, and one showed the control group was more effective than the acupuncture group. There were no differences between the acupuncture groups and the medication groups in HAMD score. However, two medication groups showed improvement in depressive symptoms after treatment (Figure 6).

2.11. Electroacupuncture versus Sham Acupuncture or Placebo Acupuncture. A total of two articles have a contrast between electroacupuncture and sham acupuncture or placebo

acupuncture. One study showed no difference in HAMD score between two groups; another one showed the control group was more effective than the electroacupuncture group. Heterogeneity was found (heterogeneity: $\chi^2 = 1.86$, df = 1 ($P = 0.17$); $I^2 = 46\%$), and we used the random effects model (MD = 0.55; 95% CI -0.7 to 1.79), (OR = 0.89, 95% CI 0.69 to 1.08). The forest plot showed that there was no difference in HAMD score between the electroacupuncture group and the sham acupuncture group or the placebo acupuncture group. The high heterogeneity may be caused by the inconsistent timing of evaluation after the treatment (Figure 7).

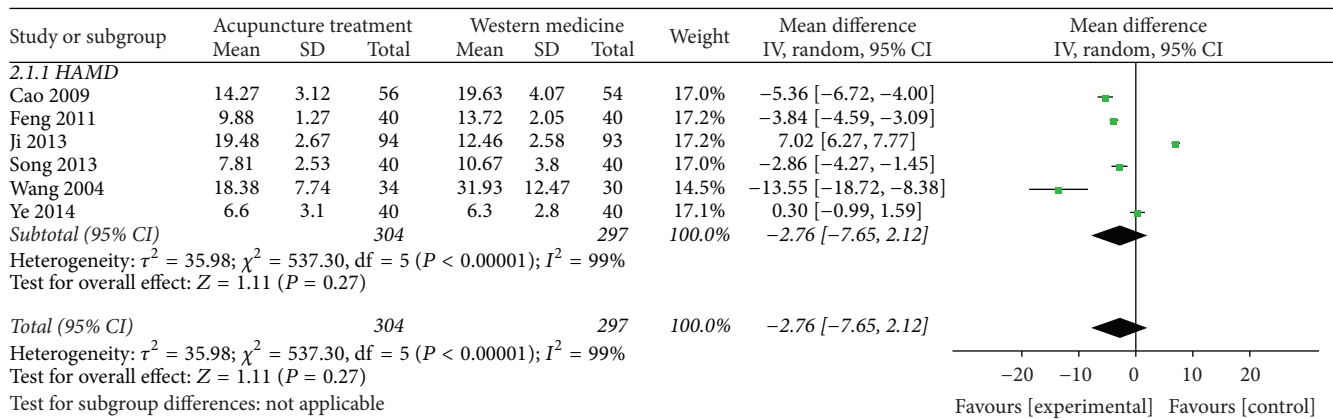


FIGURE 6: Meta-analysis of HAMD score of acupuncture versus Western medicine. *Note.* Mean: the average of the outcomes; SD: standard deviation; total: the count of the patients; weight: the credibility of the test; IV: variance methods; random: random effects model; CI: confidence interval.

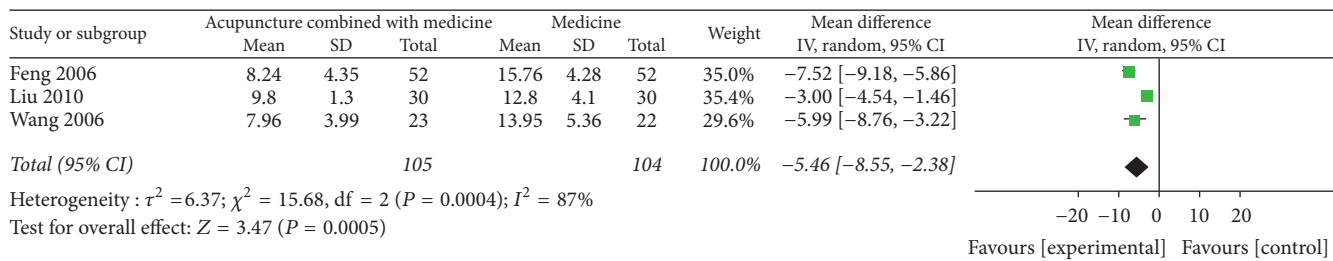


FIGURE 7: Meta-analysis of HAMD score of acupuncture combined with medicine versus single medicine. *Note.* Mean: the average of the outcomes; SD: standard deviation; total: the count of the patients; weight: the credibility of the test; IV: variance methods; random: random effects model; CI: confidence interval.

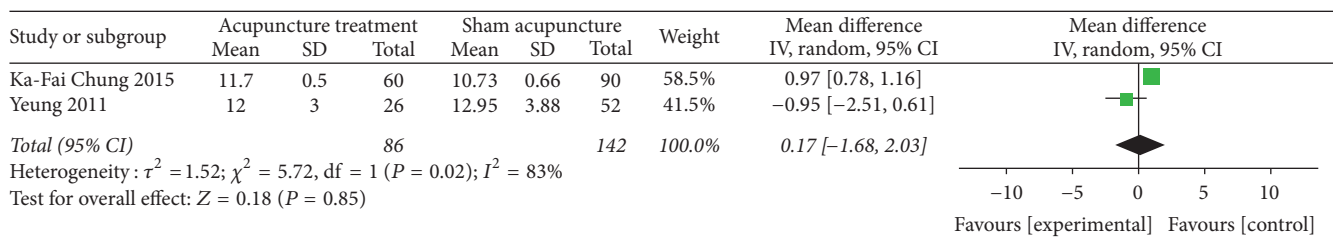


FIGURE 8: Meta-analysis of HAMD score of electroacupuncture versus sham acupuncture or placebo acupuncture. *Note.* Mean: the average of the outcomes; SD: standard deviation; total: the count of the patients; weight: the credibility of the test; IV: variance methods; random: random effects model; CI: confidence interval.

2.12. Acupuncture Combined with Medicine versus Single Medicine. A total of 3 articles reported HAMD score. All the articles showed acupuncture combined with medication was more effective than the sole medication. There was an obvious heterogeneity of these three articles (heterogeneity: $\chi^2 = 15.68$, df = 2 ($P = 0.0004$); $I^2 = 87\%$); the random effects model (MD = -5.46, CI -8.55 to -2.38) was used. The results showed that the acupuncture combined with medicine group was more effective in improving depression degree than that in sole medication treatment group. The appearance of high heterogeneity may result from the different versions of the HAMD score and the inconsistent timing of evaluation after the treatment (Figure 8).

2.13. Acupuncture versus Western Medicine. A total of 8 articles reported the effective rate. 4 articles showed acupuncture was more effective than Western medicine group; 4 showed no significant difference between two groups. The forest plot showed that effective rate of acupuncture treatment is higher than Western medicine alone (OR = 2.34, 95% CI 1.42-3.84) (heterogeneity test: $\chi^2 = 7.81$, df = 7 ($P = 0.35$); $I^2 = 10\%$) (Figure 9).

2.14. Publication Bias. Publication bias was reported via Begg's funnel plot (Figure 10), where asymmetry of the plots may have arisen through publication bias and the relationship between trial size and effect size.

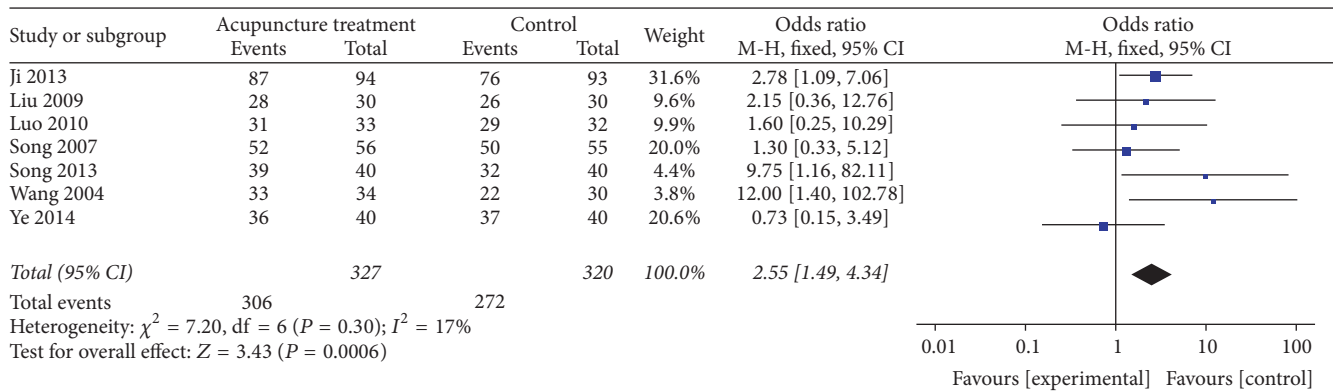


FIGURE 9: Meta-analysis of effective rate of the treatment of acupuncture versus Western medicine. *Note.* Events: the effective number of patients; total: the count of the patients; weight: the credibility of the test; M-H: Mantel-Haenszel methods; fixed: fixed effects model; CI: confidence interval.

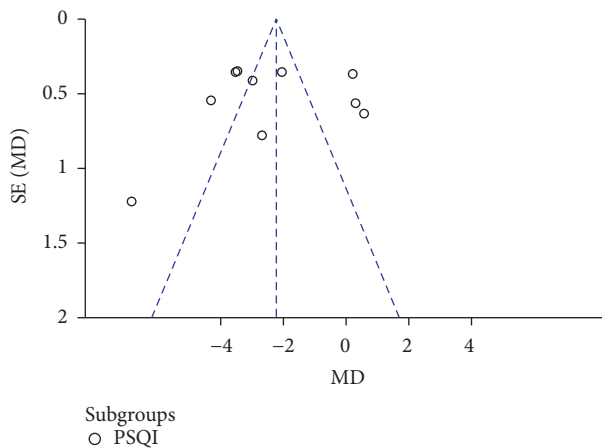


FIGURE 10: Publication bias for PSQI score of the treatment of acupuncture versus Western medicine. The funnel plot was asymmetric: four articles were on the right side of the line and 6 on the left.

3. Result

This systematic review and meta-analysis assessed the effectiveness of acupuncture in treating depression-related insomnia. In patients' PSQI score, after treatment, acupuncture or acupuncture combined with medication was lower than sole medication (MD = -2.37, 95% CI -3.52 to -1.21) (MD = -2.76, 95% CI -7.65 to 2.12); however, the score in acupuncture group was higher than sham or placebo acupuncture control (MD = 0.17, 95% CI -1.68 to 2.03). The effective rate of acupuncture treatment was higher than medication (OR = 2.34, 95% CI 1.42-3.84). For the HAMD score, there was no significant difference between acupuncture and medication (MD = -2.76, 95% CI -7.65 to 2.12), acupuncture combined with medicine reduced the score of HAMD than sole medication (MD = -5.46, CI 8.55 to -2.38), and there was no significant difference between acupuncture treatment and sham or placebo acupuncture control (MD = 0.55. 95% CI -0.7 to 1.79). Sensitivity analysis using the leave-one-out

approach indicated the findings are robust and not dependent on any one study. Publication bias was detected.

4. Discussion

The object of this systematic review and meta-analysis is to evaluate the effectiveness of acupuncture in treating depression-related insomnia. We found that, compared to medication, acupuncture treatment was effective in improving depression-related insomnia and depression degree. However, compared to sham or placebo acupuncture control, there was no significant difference. This may be caused by the treatment period, the selection of points, or the level of the Acupuncturist's technical ability not being balanced.

We searched for recent systematic reviews of depression-related insomnia in English databases, but we did not retrieve any results. There was one review found in the Chinese Journal of Clinical Acupuncture in 2013 [32]. The quality of the research was relatively low, and 50% of them had been included in the thesis of graduate students. What they mainly compared is that the score of PSQI, HAMD, and the efficiency after the treatment, and the conclusion showed that the therapeutic effect of the treatment group is better than or equivalent to the controls. We made a more comprehensive search in Chinese and English databases, and 18 randomized controlled trials were included in the study. The quality of literatures included in our review is relatively higher than that in the other study. All literatures that we incorporated are randomized clinical trials and published in domestic and foreign journals, and they not only compare clinical curative effect but also assess the risk of bias evaluation and the quality of every piece of literature.

However, there were several limitations in this systematic review. The acupoints used in the included studies were heterogeneous, which may have affected the outcomes. The treatment duration of each study was different; for example, the shortest treatment period was 18 days, while the longest was 3 ms. The random methods were not clear enough and there were some errors in the random methods in some studies. Only 3 of the 18 articles were published in English. Other

studies were published in Chinese. The diagnostic criteria used in the articles were not the same. Some articles used Chinese diagnostic criteria; 3 articles used the diagnostic criteria in USA. Only 3 RCTs mentioned the symptom's severity in diagnosis criteria, 1 of them reported that the participants must be mild to moderate depression, and two reported that the subjects were excluded if they had significant suicidal risk. Patients included in the studies differed in age. And there was no study reporting the calculation of sample size; 12 of 18 studies offered a detailed description of the specific steps of acupuncture treatment. In the research, there is little mention of the detailed methods used in treating the control groups. According to the funnel plot, there is publication bias, which may demonstrate that the authors had no confidence in their published trials if they resulted in a negative conclusion. The quality of the results of meta-analysis was determined by the quality of the RCT and by sufficient clinical evidence. Thus, if we want to draw a reasonable conclusion for a meta-analysis, we need larger sample sizes and more rigorously randomized controlled trials.

In conclusion, research evidence supported the use of acupuncture as an effective treatment to improve symptoms of depression-related insomnia. Compared with conventional Western medicine, acupuncture may be more effective in decreasing PSQI score. With regard to HAMD score, there is no significant difference between acupuncture and conventional Western medicine. Acupuncture combined with medicine showed to be significantly effective in decreasing score of PSQI and HAMD compared to sole medication. Current existing evidence allows limited conclusions to be reached through comparing acupuncture and medicine, and additional trials are needed to improve the reliability of these findings. In terms of adverse events, acupuncture was linked to rare and slightly adverse events such as hematomas or pain, but these resolved quickly and no other serious events have been reported. In addition, the use of acupuncture should be considered an appropriate alternative treatment for depression-related insomnia.

Competing Interests

The authors declare that they have no competing interests.

Authors' Contributions

Shifen Xu, Bo Dong, and Lixing Lao conceived and designed the experiments. Shifen Xu, Bo Dong, and Jie Ma performed the experiments. Bo Dong, Zexin Chen, Xuan Yin, and Shifen Xu analyzed the data. Shifen Xu, Danting Li, Yan Cao, and Ping Yin contributed reagents/materials/analysis tools. Bo Dong and Shifen Xu wrote the paper.

Acknowledgments

This study is supported by Shanghai Committee of Science and Technology, China (14401930900, 16401930800), State Administration of Traditional Chinese Medicine, China (JDZX2015024), and Shanghai Municipal Commission of Health and Family Planning, China (ZY3-CCCX-3-3022).

References

- [1] A. J. Ferrari, F. J. Charlson, R. E. Norman et al., "Burden of depressive disorders by country, sex, age, and year: findings from the global burden of disease study 2010," *PLoS Medicine*, vol. 10, no. 11, Article ID e1001547, 2013.
- [2] P. E. Greenberg and H. G. Birnbaum, "The economic burden of depression in the US: societal and patient perspectives," *Expert Opinion on Pharmacotherapy*, vol. 6, no. 3, pp. 369–376, 2005.
- [3] R. C. Kessler, P. Berglund, O. Demler et al., "The epidemiology of major depressive disorder: results from the National Comorbidity Survey Replication (NCS-R)," *The Journal of the American Medical Association*, vol. 289, no. 23, pp. 3095–3105, 2003.
- [4] L. Andrade, J. J. Caraveo-Anduaga, P. Berglund et al., "The epidemiology of major depressive episodes: results from the International Consortium of Psychiatric Epidemiology (ICPE) Surveys," *International Journal of Methods in Psychiatric Research*, vol. 12, no. 1, pp. 3–21, 2003.
- [5] S. I. Saarni, J. Suvisaari, H. Sintonen et al., "Impact of psychiatric disorders on health-related quality of life: general population survey," *British Journal of Psychiatry*, vol. 190, pp. 326–332, 2007.
- [6] N. Breslau, T. Roth, L. Rosenthal, and P. Andreski, "Sleep disturbance and psychiatric disorders: a longitudinal epidemiological study of young adults," *Biological Psychiatry*, vol. 39, no. 6, pp. 411–418, 1996.
- [7] P. Sunderajan, B. N. Gaynes, S. R. Wisniewski et al., "Insomnia in patients with depression: a STAR*D report," *CNS Spectrums*, vol. 15, no. 6, pp. 394–404, 2010.
- [8] B. Dudek and J. Koniarek, "Relationship between sense of coherence and post-traumatic stress disorder symptoms among firefighters," *International Journal of Occupational Medicine and Environmental Health*, vol. 13, no. 4, pp. 299–305, 2000.
- [9] P. Blier, "The pharmacology of putative early-onset antidepressant strategies," *European Neuropsychopharmacology*, vol. 13, no. 2, pp. 57–66, 2003.
- [10] Y.-Y. Chan, W.-Y. Lo, S.-N. Yang, Y.-H. Chen, and J.-G. Lin, "The benefit of combined acupuncture and antidepressant medication for depression: a systematic review and meta-analysis," *Journal of Affective Disorders*, vol. 176, pp. 106–117, 2015.
- [11] D. K. L. Cheuk, W.-F. Yeung, K. F. Chung, and V. Wong, "Acupuncture for insomnia," *The Cochrane Database of Systematic Reviews*, vol. 9, Article ID CD005472, 2012.
- [12] J. Wang, J. F. Jiang, and L. L. Wang, "Clinical observation of Du gas treatment of Depression Insomnia," *Chinese Acupuncture & Moxibustion*, vol. 26, pp. 328–330, 2006.
- [13] W. H. Liu, C. Y. Zhao, X. Lun, and J. Yu, "Sleep three acupuncture treatment of depression related insomnia 30 cases," *Journal of Clinical Acupuncture and Moxibustion*, vol. 25, pp. 5–6, 2009.
- [14] D. Z. Feng, "Electroacupuncture, ultraviolet light quantum oxygen and Western Medicine Oral treatment of 52 cases of depression after stroke," *Forum on Traditional Chinese Medicine*, vol. 21, pp. 36–37, 2006.
- [15] Q. Y. Li and Y. F. Dong, "Electroacupuncture combined with western medicine in the treatment of 26 cases of severe insomnia patients with depression," *Chinese Information on Traditional Chinese Medicine*, vol. 12, pp. 71–72, 2005.
- [16] S. C. Song, Z. Lu, H. Chen, L. C. Wang, and J. W. Zhao, "Observation of three Shigella through treatment of depression with the curative effect of 40 cases of insomnia," *Chinese Journal of Integrative Medicine on Cardio/Cerebrovascular Disease*, vol. 11, pp. 1340–1341, 2013.

- [17] W. Z. Luo, Q. Z. Zhang, and X. S. Lai, "Therapeutic effect observation of treating insomnia with depressive disorder by regulating qi and regulating qi acupuncture," *Chinese Acupuncture*, vol. 30, pp. 899–903, 2010.
- [18] Q. X. Liu and H. Wan, "Treatment of 60 cases of insomnia with depression by the combination of Wu Ling Capsule and acupuncture," *CJGMCM*, vol. 25, no. 1, pp. 2269–2270, 2010.
- [19] Q. Song, "56 Cases of correlation between acupuncture Baihui EX-HN1 treatment of Depression Insomnia," *Capital Medicine*, vol. 48, no. 3, pp. 48–49, 2007.
- [20] J. B. Zhang and J. Zheng, "Clinical observation of acupuncture combined guipi decoction in treating deficiency of two senile depression insomnia," *Journal of New Chinese Medicine*, vol. 47, no. 28, pp. 257–259, 2015.
- [21] Y. Wang, Z. F. Zhao, Y. Wu et al., "Clinical efficacy of acupuncture in treatment of post stroke Depression Insomnia," *Chinese Acupuncture*, vol. 24, no. 5, pp. 603–606, 2006.
- [22] T. He, X. S. Lai, and Y. Q. Chen, "Acupuncture treatment of insomnia, anxiety and depression in 30 cases," *Journal of Anhui TCM College*, vol. 29, no. 5, pp. 39–40, 2010.
- [23] X. D. Ji, Q. S. Wang, and W. X. Zhu, "Clinical therapeutic effect of acupuncture on insomnia and its influence on the content of 5-HT," *Shanghai Journal of Acupuncture and Moxibustion*, vol. 34, no. 6, pp. 961–963, 2013.
- [24] J. J. Wang, Z. F. Liu, and X. C. Wang, "Clinical study on acupuncture treatment of depressive insomnia," *China's Naturopathy*, vol. 23, no. 3, pp. 11–12, 2015.
- [25] G. C. Ye and H. Yan, "Observation on therapeutic effect of acupuncture in treatment of depressive insomnia," *Shanghai Journal of Acupuncture and Moxibustion*, vol. 34, no. 5, pp. 539–541, 2014.
- [26] W. Q. Cao and X. D. Sun, "Clinical observation of acupuncture and moxibustion in treatment of anxiety and depression in patients with insomnia," *Anhui Medical and Pharmaceutical Journal*, vol. 13, no. 3, pp. 937–938, 2009.
- [27] Y. Feng, X.-Y. Wang, S.-D. Li et al., "Clinical research of acupuncture on malignant tumor patients for improving depression and sleep quality," *Journal of Traditional Chinese Medicine*, vol. 31, no. 3, pp. 199–202, 2011.
- [28] W.-F. Yeung, K.-F. Chung, K.-C. Tso, S.-P. Zhang, J. Zhang, and L.-M. Ho, "Electroacupuncture for residual insomnia associated with major depressive disorder: a randomized controlled trial," *Sleep*, vol. 34, no. 6, pp. 807–815, 2011.
- [29] J.-T. Kong, "Electroacupuncture in treating residual insomnia associated with depression: lessons learned," *Journal of Clinical Psychiatry*, vol. 76, no. 6, pp. e818–e819, 2015.
- [30] Q. C. Wang, "Therapeutics of acupuncture," *China Press of Traditional Chinese Medicine*, vol. 1, no. 1, pp. 1–3, 2015 (Chinese).
- [31] Psychiatry Branch of Chinese Medical Association, *Classification and Diagnostic Criteria of Dysphemia of China. 3rd (CCMD-3)*, Shandong Scientific and Technology Press, Jinan, China, 2001.
- [32] R. T. Hui, L. X. Zhang, Y. Tang, and R. Luo, "Clinical research progress of acupuncture and moxibustion in treatment of insomnia with depressive disorder in the last 10 y," *Journal of Clinical Acupuncture and Moxibustion*, vol. 29, no. 6, pp. 58–61, 2013.

